



Calico Hutch
Quilt Shop

“Always Worth the Drive”

Mon. - Sat. 9-5 *Fri. 9-9

20520 810th Ave Hayward, MN 56043

www.calicohutchquiltshop.com



25% off storewide*
December 6, 7, & 8

IN-STORE ONLY SALE

Thursday 9-5, Friday 9-9, Saturday 9-5

*One yard minimum cuts. In-stock items only. Some exclusions apply including batting, pincushions, ironing board covers, sewing machines and cabinets



Instant savings through
Dec 10 - **HURRY IN**
\$800 off 8 Series
\$700 off 7 Series
\$500 off 5 Series
Great Deal - Holiday Special !!



Free! OVER \$2,300 BUNDLE OF CHEER!



0% interest
for 48
months on
all new
purchases of
\$3,000 or
more made
with your
Bernina
Credit Card.
48 equal
monthly
payments
required

Don't forget about the incredible financing!

Buy a new [B 770 QE Anniversary Edition](#) and receive a 125th Anniversary Gift with Purchase.⁴

- 125th Anniversary X-Large Machine Suitcase
- 125th Anniversary Accessory Bag
- Golden Adjustable Ruler Foot #72 in Commemorative Tin
- Exclusive Golden Scissor Set with Rotary Cutter
- 125th Anniversary Quilt Kit featuring Amanda Murphy's Jubilee Fabric Collection
- 125th Anniversary Rulerwork Ruler Set (set of 3 rulers)
- Instant Savings Voucher towards future purchase of an embroidery module with suitcase worth up to \$1,049

**HELLO ANNUAL
SWISSMAS SALE!**

NOV. 16-DEC. 31, 2018



Classes



Spectrum & Ombre Log Cabin | (Beyond Beginner) | 1 Sat | Jan 26 (9-12)

Mike is here to help you make this variation of a log cabin. The best part . . . both versions are made entirely from only one spectacular rainbow ombre. The Spectrum Log measures 50"square and the Ombre Log 68". Mike shows you how its done!

Kits and patterns available | Instructor Mike Ellingsen | Class \$30 (Larger size available, too)



The Barn (Beyond Beginner) | 1 Saturday | February 23 (9:30-12:30)

With Merle's paper-piecing expertise you will make your own little barn scene complete with silo, windmill and fence. Merle teaches you the process and tools necessary for successful paper piecing while you make this adorable 14-inch barn wall hanging. Pattern by MH Designs.

Kits available | Instructor Merle Stensrud | Class \$30



Panel Bargello Throw | (Beginner) | 1 Thursday | January 24 (1-4)

Start with a horizontal panel and 10 coordinating fat quarters, follow Mike's plan for an easy bargello with a half-block drop and you'll have this throw ready in no time. A great beginner quilt with a new, modern flair.

Kits and patterns available | Instructor Mike Ellingsen | Class \$30



Spectrum Star | (Beyond Beginner) | 2 Thurs | January 24 & February 7 | (9-12)

Spectrum Star lets the ombre gradated print do the magic for you. Only two fabrics, black background and ombre are required. No strips and strata to sew together yet a stunning result. It looks difficult, but Mike shows you how to make this awesome queen-sized quilt. If you've always wanted to make one of these wonderful stars, this is the class for you.

Kits and patterns available | Instructor Mike Ellingsen | Class \$35



Two Fabric Bargello | 1 Saturday | January 26 | (1-4)

A bargello with just two fabrics? It's true! You'll be hooked once you see the wonderful new assortment of Effervescence fabrics paired with companion ombres - you won't be able to stop at just one. Let Mike help you interpret the pattern to create your own work of art.

Patterns and kits available | Instructor Mike Ellingsen | Class \$30



Git 'er Done | 1 Monday | Feb 25 | (5-8) OR 1 Thursday | March 7 | (1-4)

Do you have a project that you've gotten stalled on? Bring it to class and Mike will help you get over the hurdles. Whether it is a question on construction, pressing, binding or just understanding the instructions, this is a chance to get some help and git 'er done!

Instructor Mike Ellingsen | Class \$30



Woven Spectrum | (Beyond Beginner) | 2 Thursdays | January 24 & Feb 7 | (5-8)

Mike is here to help you make his creation "Woven Spectrum." It appears to be a woven wonder but it is only an optical illusion made to appear woven. Mike will show you how to construct it with his fast, easy method. Woven Spectrum finishes to 71" square, perfect for your wall or coverlet.

Kits and patterns available | Instructor Mike Ellingsen | Class \$30

Classes



The Pines | (Beginner) | 1 Saturday | January 19 (10-1)

This paper piecing class will teach you the basics from the get go as you begin your paper-piecing journey. Merle teaches you the process and tools necessary for successful paper piecing while you make this cute 12” square quilt of Minnesota north woods pines by MH Designs.

Kits and patterns available | Instructor Merle Stensrud | Class \$30



Mega Bow Tucks Tote | (Advanced) | 1 Saturday | March 16 (10-4:30)

Mega Bow Tucks tote (26” x 9” x 17”) is the largest Bow Tucks ever! Mega has swivel hook hardware at each side to give it a smaller silhouette toward the top. They can be released to increase the storage capacity. Donnarae shows you how to make the bag and how to add a luggage strap to fit over your suitcase’s handle. You will love all the inside and outside pockets. Please stop in and select fabrics for your tote. This project requires 8-10 hours of fabric quilting preparation prior to class.

Patterns Available | Instructor Donnarae Davis | Class \$35



5-Yard Quilt | (Beginner) | 2 Thursdays | January 17 & 31 (6-8:30)

Merle guides you through all the quilting details involved in making the Five Yard Quilt. You may choose your own five yards or kits are made up in several versions. Finished size is 52 x 68. Learn the basics from cutting, piecing, pressing and more. Have fun while you start your quilting adventure with Merle.

Kits and patterns available | Instructor Merle Stensrud | Class \$35



Apple Harvest | 1 Saturday | February 23 (1-4)

This class teaches you the basics of applique. Come to class with your background put together and Merle shows you the process and tools necessary for successful applique while you make this adorable 12-inch simple-to-complete mini-quilt. With the easy shapes and fun pattern you’ll be done in no time.

Kits and patterns available | Instructor Merle Stensrud | Class \$30



Machine Quilting - Large and Small | 1 Thursday | March 7(5-8)

Mike has quilted over 200 of his own quilts on his classic Bernina 1090—and he is ready to share some of his secrets with you. This is a class where you need to bring in your own machine so you can practice quilting with your walking foot and free motion quilting foot—you won’t be sitting on the sidelines watching. Mike will guide you a step at a time—and you’ll also have a chance to test drive the new Bernina Q-20—a “sit down long arm” machine!

Instructor Mike Ellingsen | Class \$30



Lucky Stars | (Beginner) | 2 Mondays | March 4 & 18 (6-8:30)

Merle teaches you the basics while you make this throw for you home or cabin. Kits come in various fabrics making your selections fun and fast. Cutting, piecing, pressing are some of the processes you learn as you begin your quilting adventure.

Kits and patterns available | Instructor Merle Stensrud | Class \$35



Tree Hugger | (Beginner) | 2 Saturdays | Jan 19 and Feb 2 (1:30—4:30)

This is a great way to start your paper-piecing adventure, making a 27 x 77 tree to fit your wall for Christmas. Each piece of fabric is cut in a perfect rectangle or square so each fabric is sized to match with the paper-piece instructions. Little trimming and minimal waste. Cindi Edgerton’s pattern includes enough tissue to make two tree quilts, fabric for one. Everything except the binding is in the kit, ready to go.

Kits and patterns available | Instructor Merle Stensrud | Class \$35


Classes



Chicks in the Garden | 1 Thursday | February 7 (1-4)

Janet Nesbitt is back with a new series under One Sister Designs. This wonderful quilt filled with birds and flowers will make you smile every time - and Mike will lead you through the unusual cutting and construction. (It's not hard - just a little strange...) Once you understand the method, you will be ready for any of the other One Sister quilt designs.

Kits and patterns available | Instructor Mike Ellingsen | Class \$30



Glimmer | (Beginner) | 1 Monday | February 25 (9-12)

This throw sized quilt in warm grays and yellows is the latest creation by Jaybird Quilts. The piecing is easy, and makes use of the Super Sidekick Ruler to get those perfect 60 degree angles. Once the cutting is done, you'll be amazed how quickly everything fits together.

Kits and patterns available | Instructor Mike Ellingsen | Class \$30



Fassett-ed Stars | 1 Monday | February 25 (1-4)

This incredible quilt is made up of only two kinds of units - flying geese and squares. Let Kaffe Fassett's dynamic fabrics create the positive and negative blocks. Flying Geese can be tricky so let Mike show you his method for using Deb Tucker's Wing Clipper Ruler. You'll never be afraid of geese again! This 24 block quilt measures 60 x 84 - and goes together in a snap!

Kits and patterns available | Instructor Mike Ellingsen | Class \$30



Jelly-Roll Rug | 1 Tuesday | February 12 (5:30—8:30)

How fun is this?? Start with one jelly-roll with the fabrics you love, add batting and lots of thread and the result is a beautiful rug for your home. Donnarae has the tips and tricks you'll need to learn how make a rug (oval or rectangle), placemats, bathmat or table runner too.

Patterns available | Instructor Donnarae Davis | Class \$30



Pink Sand Beach Party | 1 Tuesday | February 26 (10-4:30)

Donnarae is having a Pink Sand Beach Party! Come join the fun and learn to make the Hampton Bag, Bermuda Bag, Fiji Tote, Barbados Bag or Modern Clutch. If it's a Pink Sand Beach pattern, Donnarae will show you how its done!!

Kits and patterns available | Instructor Donnarae Davis | Class \$35



All About Bindings | 1 Saturday | March 9 | (12:30—3:30)

Quilt top pieced and quilted? Now what! Answers revealed in this class. You will learn how to determine size and amount of binding needed, how to cut and join strips together, sew to edge, miter corners (successfully) and stitch down by hand or machine. If you want a "hands on" experience, bring a small quilt ready to go or create one 36 x 36 as a practice project.

Instructor Merle Stensrud | Class \$30



Tuffet | (Beyond Beginner) | 2 Fridays | February 15 & March 1 | (1-4)

You will take home a finished tuffet under the guidance of Charlie. In the first class Charlie shows you how to make the covering. In the second class Charlie shows you how to assemble the tuffet, complete with a perfectly covered button and black feet. The popular round tuffet patterns and kits are also available.

Patterns, tuffet hardware kits and fabric kits available | Instructor Charlie Hoerth | Class \$35



Full Moon Rising | 1 Thursday | March 7 | (9-12)

If you have wanted to learn Mike's method of sewing in circles without fusing or appliqué, this is your chance! Full Moon Rising makes a long table runner or wall hanging. Mike also recommends an alternate cutting layout that uses only 5 fat quarters plus binding. Once you add this to your quilting tool belt, you will use this technique over and over again.

Kits and patterns available | Instructor Mike Ellingsen | Class \$30

Quilt Retreats

**“Bahama Mama”
Quilt Retreat - February 2019**

Friday - Sunday | February 8, 9 & 10 \$139
Add Thursday, February 7 for only \$35
“Beachy fun for everyone”

Call now to add Thursday or put your name on a wait list 8-10th!



**Holiday Inn
Conference Center
Austin, MN**

Join us for *three or four fun-filled
days quilting with friends!*
PLUS...
Free demos
Massage therapist
Special room rates
4 or 5 meals
Show & Tell
Door prizes
Games
Bingo

**Call today to reserve
your spot**
507.377.1163



**“Pink Flamingo Paradise”
Quilt Retreat - April 2019**

Friday - Sunday | April 5, 6 & 7, only \$138
Add Thursday, April 4 to the first weekend for only \$35
Caboose Retreat | April 8, 9 & 10, only \$128 (FULL)
Friday - Sunday | April 12, 13 & 14 only \$136
SPACE AVAILABLE FOR BOTH WEEKENDS

“Santa’s Workshop - The Sequel” Retreat 2019

Friday - Sunday | Nov 8, 9 & 10 - \$137
Add Thursday, November 7 to the weekend for only \$35
 Friday - Sunday | Nov 15, 16 & 17—\$139
Add Thursday, November 14 to the weekend for only \$35
PLUS
Caboose Retreat | \$ 138 November 11, 12 & 13



Bernina Classes

Bernina Sewing Machine Mastery Classes

Our mastery curriculum is designed so you can have fun with your new Bernina and at the same time try out the great accessories available.

PLEASE CALL AND RESERVE YOUR SPOT FOR ALL CLASSES

Free Machine and Embroidery Mastery classes provided with every purchase of a new Bernina sewing machine from the Calico Hutch. If you purchased a machine elsewhere the fee per class is \$50.

Mastery #1 (The Basics)	5:30-9 1-4:30	January 21 January 28
Mastery #2 (Stitch Fun)	5:30-9 1-4:30	January 28 February 4
Mastery #3 (Creative Options)	1-3 5:30-7:30	February 18 February 18
BSR Stitch Regulator	3-4 7:30-8:30	February 18 February 18

BERNINA+

[Basic Operation](#) (all current Bernina models)
[Stitch Fun](#) (all current Bernina models, excluding 1008)
[Creative Options](#) (8 Series, 7 Series, 590, 570QE, 560)
[Embroidery Machine Basics](#) (all current Bernina models)



Embroidery in the Hoop | Tuesday | February 19 (12-3:30)

Have you wondered about embroidery patterns which say “In The Hoop” on them? Take this class and Janet will show you how fun they are to make. She will have a choice of three projects from which you can choose to make! You will need your embroidery machine and equipment as well as the Bernina Oval Hoop (145 x 255) or one of comparable size if you sew on other machine brands.

Instructor Janet Hintermeister - Class \$18

Open Embroidery | February 20 and/or February 21 and/or February 22 (3:30—6:30)

Have you taken the Embroidery Mastery classes but wish you could have more help or spend a few hours building your confidence in fine tuning this awesome hobby? These classes are just what you need. Take either class or both. Janet will help you with a project you are currently working on or help you with any new embroidery project you purchased here at the Calico Hutch. Sign up for one or all three.

Instructor Janet Hintermeister | Class \$18 each

Embroidery Mastery Classes

Embroidery Mastery #1	12-3	February 20
Embroidery Mastery #2	12-3	February 21
Embroidery Mastery #3	12-3	February 22

Club News



Joyce's Club | First Saturday of the month @ 9:30 am

It's beginning to look a lot like Christmas. Join Joyce and be a part of the group who want to celebrate Christmas all year round. With the help of Lori Holt's Vintage Christmas book, Joyce will keep you on track, completing five blocks per month and finishing up by Christmas.

Joyce also frequently features new quilt projects shown first exclusively to group members. Each month receive a free fat quarters for bringing a recent show-and-tell project or treats to share with the group. Receive 20% off any store purchases on meeting days. Only \$10 for the year meeting **the first Saturday of the month at 9:30 AM; January 5, February 2, March 2 and April 6**. Join Joyce Erstad as she brings you back to a simpler time with Vintage Christmas and other fun projects during the year.



Clothesline Club 2019 | First Tuesday of the month @ 2:30 & 5:30 pm

Come join the Clothesline Club as we start off the year with a 30's reproduction era quilt, Fabulous Fifty by Glad Creations. Close your eyes and picture the Fabulous Fifty quilt all done up in 30's fabrics. So fun and happy.

Each month Clothesline Club leader, Donnarrae Davis, shows new techniques, tools and new products arriving at the shop. **Mark your calendars for the first Tuesday of the month at 2:30 or 5:30 PM, January 8, February 5, March 5 and April 2**. Your \$10 yearly membership entitles you to food, fun and a 20% discount on purchases made the day of club meetings. We have attendance drawings for door prizes, free fat quarters for a recent project show-and-tell item or for sharing treats with club members. Clothesline Club is a great time to meet new friends and share special quilting tips and tricks, and enjoy fellowship with a fantastic group.



Stitchers' Club | Third Friday of the month @ 10 am

Join the Stitchers' Club meeting **the third Friday of the month at 10 AM, December 21, January 18, February 15, March 15 and April 19**. The 2019 project is "Mrs. Miller's Apprentice" shown left by Pam Buda. Kits and patterns are available in January, just in time to start off the year.

Charlotte (Charlie) Hoerth will keep you informed of what is up-and-coming in the quilting world. Have fun with your friends and check out the great benefits available only to the Stitchers' Club, 20% off all merchandise purchased the day of club meeting, attendance drawings, free fat quarters for recent project show-and-tell items or sharing treats with the members. Come and visit, enjoy show-and-tell that day and see what other exciting things the group is planning for 2019.



Civil Warriors' Club | Fourth Wednesday of the month @ 6 pm

Purchase any of the Civil War block-of-the-month kits including "Melodies," "Conestoga Crossings," "Bristle Creek Farmhouse," or the latest "Primitive Stitches" (shown left), and you are a member of the "Civil Warriors." The Warriors meet the fourth Wednesday of the month at 6 PM with **upcoming dates of December 19 (note date change), January 23, February 27, March 27 and April 24**. Earn free fat quarters for completed blocks and find encouragement from the Warriors club members while you learn special tips to help you complete your projects.

Bonnie showcases civil war projects, related history information and guides you through the journey of making your very own Civil War Commemorative quilt. The Civil War quilt kits feature reproduction fabrics identical to pattern requirements.



Kindred Spirits Club | Fourth Wednesday of the month @ 5:30 pm

Kindred Spirit IIII meets the **4th Wednesday monthly at 5:30 PM, December 19 (note date change), January 23, February 27, March 27 and April 24**. You are going to love, love this club and its six project designs. Fabrics are from the Kindred Spirits line "Gatherings" designed by Jill Shaulis of Yellow Creek Designs and will be an exact match to the samples. Two of the patterns come in two sizes.

Pick and choose which of the six projects you want or sign up to do all of them. Kits will be ready for you to pick up each monthly meeting. **Call 507-377-1163 to sign up.**



Speedy Needle Embroidery Club | Second Saturday of the month @ 10 am

The Calico Hutch invites you to join the Speedy Needle Embroidery Club, organized especially for embroidery enthusiasts everywhere. Janet Hintermeister and Jessica Steinbach will share ideas and embroidery techniques and answer questions you may have about the embroidery process. Each month they give away door prizes, show new techniques and products and keep you up to date on the latest in embroidery. The **Speedy Needle Embroidery Club meets on the second Saturday of the month at 10 AM including December 8, January 12, February 9, March 9 and April 13**. Cost is only \$10 for the year and includes a 20% discount toward purchases the morning of meetings.

Block of the Month 2019



Geometric


Kansas Troubles

Patriotic


Feature Fabric



Background




Block Fabric



Block Fabric



Block Fabric



Arabesque

2019 Block of the Month—95 x 105

Our 2019 BLOCK OF THE MONTH begins Tuesday, January 15 or Saturday, January 19 with a fresh, new “Arabesque” design.

Block of the Month meets the third Saturday (8:30–9AM) or the third Tuesday (4:30–6PM). The \$20 enrollment includes your January block as well as the “Arabesque” booklet pattern for the month’s blocks and the year-end finishing pattern. Receive each block of the twelve blocks FREE when you bring in your completed block from the prior month and attend a brief presentation. If you cannot attend either presentation or do not finish your block, you pay only \$5 (including tax), for your next block. Meet new friends, enjoy **special sale items available only to block of the month participants**, learn new piecing techniques and discover what is new and exciting in the world of quilting. Sign up now before it fills. All three quilts will be done for December Block of the Month. No curved piecing but a beautiful new look.

Geometric (left) Kansas Troubles (center) Patriotic (right)

Please mail out my block each month (\$8 billed each month or \$79 paid in full at registration along with \$20 enrollment)

Choose fabric and mailing option, if applicable, cut on the dotted line and return form with payment before Jan. 7, 2019 to:

Calico Hutch — 20520 810th Avenue — Hayward — MN — 56043

Name _____ email address _____

Address _____ City _____ State _____ Zip _____

Home Phone Number _____ Work Phone Number _____ Cell Number _____



Monday - Saturday 9-5 *Friday 9-9
 377-1163 calicohutchquiltshop.com

Bus & Class Information



Two-day Bus Trip April 27 & 28, 2019

Saturday—Sunday

Watch for more details - Buses fill fast
 Questions — call us — 507-377-1163



In an effort to make every class the best possible experience for everyone:

- ◆ Payment of class fees must accompany registration. Please call us if you wish to pay by credit card.
- ◆ **Once you have paid and registered for class, please come in and pick up a class supply list. Please purchase and assemble all required supplies before class.**
- ◆ Calico Hutch offers a **20%** discount on all supplies purchased for classes.
- ◆ If you choose to mail in your payment and want us to mail you a class supply list, please enclose a self-address post-paid envelope with your payment.
- ◆ For common courtesy to the teacher and other students, please arrive early to set up your machine, organize all required class supplies and be ready to start at the designated time.
- ◆ Provided we receive seven days notice, we offer a full refund as a store credit if you cannot attend a class. A store credit is given if we cancel a class due to low enrollment or inclement weather.
- ◆ Familiarity with your sewing machine is a requirement.
- ◆ **Due to allergies Calico Hutch is a scent-free environment.** Thank you for respecting the health of others.